

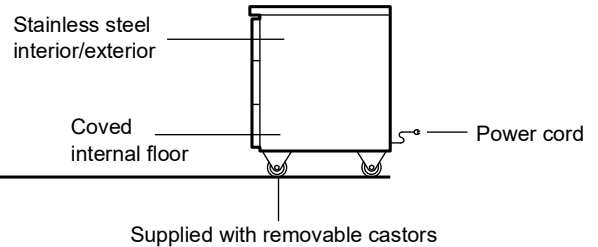
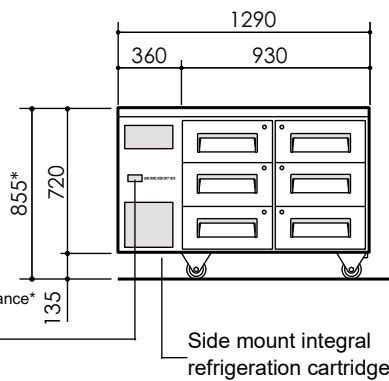
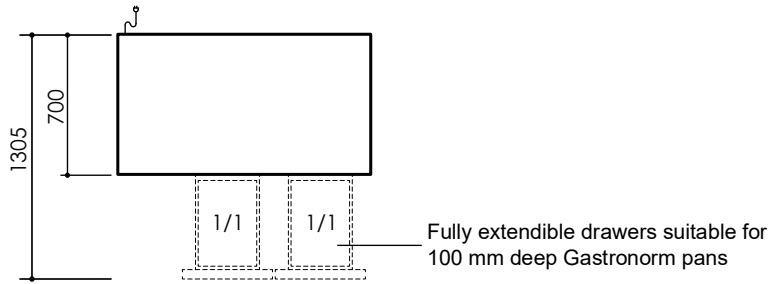
# specifications

## RF7.UBR.2.D6

### ReFlex Series, 6 Drawer Underbench Fridge

Project: \_\_\_\_\_

Item No: \_\_\_\_\_



SKOPE-connect™ compatible controller

Side mount integral refrigeration cartridge

Supplied with removable castors

#### CABINET

|          |  |
|----------|--|
| Drawers  | 6 × fully extendible, refrigerated, stainless steel drawers with individual key locks.<br>2 × banks of full drawers including stainless steel sheet base and sides.<br>Fits GN1/1, 100 mm deep pan as an insert (supplied separately). The pan top lip maximum height should be no more than 5 mm. |
| Worktop  | Total thickness 45 mm (0.7 mm 304 AISI stainless steel over insulating cyclopentane foamed core)   |
| Material | 304 AISI stainless steel interior and exterior   |

#### PERFORMANCE

|                          |  |
|--------------------------|--|
| Max. ambient temp.       | 40°C   |
| Temperature range        | 1°C to 4°C (adjustable with SKOPE-connect™ -2°C to 15°C) |
| GEMS class               | 4M1  |
| GEMS energy consumption  | 2.37 kWh/24 h  |
| GEMS annual running cost | \$260 p.a. (@ \$0.30/kWh)                                |

#### ELECTRICAL

|                                 |   |
|---------------------------------|---|
| Electrical safety climate class | 5   |
| Interior lighting               | n.a.  |
| Power cord                      | Supplied with a 10 amp plug and 2 m lead      |
| Power supply                    | 220-240 volts a.c. 50 Hz, single phase supply |
| Current draw                    | 2.0 amps (includes unit 1.5 amps)             |

#### REFRIGERATION

|                            |   |
|----------------------------|---|
| Controller                 | SCS Connect (SKOPE-connect™ compatible)   |
| Connectivity interface     | Bluetooth® wireless technology  |
| Refrigeration system       | Side-mounted, integral, removable refrigeration cartridge (part number ULKCN1-0040) |
| Refrigerant                | R290/80 g (natural refrigerant)   |
| Nominal capacity           | 450 watts   |
| Heat rejection (Avg./peak) | 100 watts/105 watts   |
| Drainage                   | No plumbing required  |

#### DIMENSIONS

|              | External           | Internal |
|--------------|--------------------|----------|
| Height       | 855 mm*            | 570 mm   |
| Width        | 1290 mm            | 820 mm   |
| Depth        | 700 mm             | 530 mm   |
| Floor area   | 0.9 m <sup>2</sup> |          |
| Weight       | 142 kg             |          |
| Gross volume | 248 L              |          |
| Net volume   | 90 L               |          |

\* With supplied castors fitted. See height variation below

#### Height variation

|                        |                  |
|------------------------|------------------|
| Supplied castors       | 855 mm           |
| Height adjustable legs | 865 mm to 905 mm |
| No castors or legs     | 720 mm           |

#### Dimensional tolerances

Before installing this cabinet allow the following dimensional tolerances:

| Linear dimensions | Overall cabinet dimensions |                  |
|-------------------|----------------------------|------------------|
|                   | At each joint              | At each end wall |
| Less than 1 metre | ±5 mm                      | +15 mm           |
| More than 1 metre | -5 mm to +10 mm            | +15 mm           |

#### Ventilation requirements

|        |              |
|--------|--------------|
| Top    | Not required |
| Sides  | Not required |
| Back   | Not required |
| Bottom | Not required |

SKOPE Industries Limited reserve the right to alter specifications without notice. Copyright © 2020

PSS0671 Rev. 2.5 Apr. 2023

#### SKOPE INDUSTRIES LIMITED

Australian Freephone: 1800 121 535, New Zealand Freephone: 0800 947 5673  
Email: skope@skope.com, Website: www.skope.com

