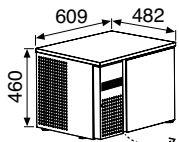
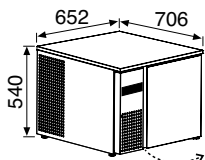


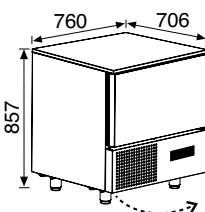
**BASIC TRAY**



|   |                         |   |              |  |              |
|---|-------------------------|---|--------------|--|--------------|
| <b>Codice</b><br>Code   | <b>Modello</b><br>Model | <b>Abbattimento rapido</b><br>Output-Blast chilling<br>+90°C / +3°C | <b>7 Kg.</b> | <b>Surgelamento rapido</b><br>Output-Shock freezing<br>+90°C / -18°C | <b>5 Kg.</b> |
| BAA000  | <b>BASIC TRAY MINI</b>  |   |              |  |              |
|   |                         | <b>Tipo/Type</b>  | <b>Nr°</b>   | <b>Passo/Pitch</b>   |              |
| Capacità vassoi o teglie GN 2/3<br>GN 2/3 tray or baking pan capacity |                         |   | 3            | 53 mm  |              |
| Capacità vaschette gelato<br>Ice-cream container capacity             |                         |   | 2            |  |              |
| Tensione / Voltage  |                         | 230V - 50 Hz  |              |  |              |
| Potenza frig. / Refrig. power - Evap. -25°C / Cond. 55°C              |                         | 396 W   |              |  |              |
| Potenza assorbita / Absorbed power                                    |                         | 569 W / 3,5 A   |              |  |              |
| Gas   |                         | R290  |              |  |              |
| Dimensioni esterne / External dimensions L x P x H                    |                         | 609 x 482 x 460 mm  |              |  |              |
| Dimensioni imballo / Packing dimensions L x P x H                     |                         | 669 x 542 x 651 mm  |              |  |              |
| Peso N / L - N / G weight - Kg.                                       |                         | 35 / 39   |              |  |              |

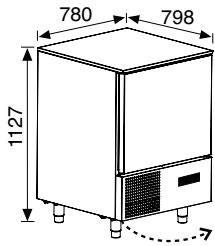




|  |                         |   |               |  |              |
|--|-------------------------|---|---------------|--|--------------|
| <b>Codice</b><br>Code  | <b>Modello</b><br>Model | <b>Abbattimento rapido</b><br>Output-Blast chilling<br>+90°C / +3°C | <b>10 Kg.</b> | <b>Surgelamento rapido</b><br>Output-Shock freezing<br>+90°C / -18°C | <b>7 Kg.</b> |
| BAB000   | <b>BASIC TRAY 04</b>    |   |               |  |              |
|  |                         | <b>Tipo/Type</b>  | <b>Nr°</b>    | <b>Passo/Pitch</b>   |              |
| Capacità vassoi o teglie GN 1/1<br>GN 1/1 tray or baking pan capacity            |                         |   | 4<br>5<br>7   | 70 mm<br>52,5 mm<br>35 mm  |              |
| Capacità vaschette gelato / griglie<br>Ice-cream container / wire-shelf capacity |                         |   | 4<br>1        |  |              |
| Tensione / Voltage   |                         | 230V - 50 Hz  |               |  |              |
| Potenza frig. / Refrig. power - Evap. -25°C / Cond. 55°C                         |                         | 427 W   |               |  |              |
| Potenza assorbita / Absorbed power   |                         | 569 W / 3,5 A   |               |  |              |
| Gas  |                         | R452A   |               |  |              |
| Dimensioni esterne / External dimensions L x P x H                               |                         | 652 x 706 x 540 mm  |               |  |              |
| Dimensioni imballo / Packing dimensions L x P x H                                |                         | 712 x 766 x 731 mm  |               |  |              |
| Peso N / L - N / G weight - Kg.  |                         | 49 / 60   |               |  |              |

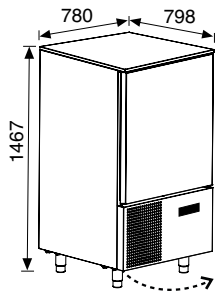


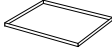

|   |   |   |               |  |               |
|---|---|---|---------------|--|---------------|
| <b>Codice</b><br>Code   | <b>Modello</b><br>Model   | <b>Abbattimento rapido</b><br>Output-Blast chilling<br>+90°C / +3°C | <b>16 Kg.</b> | <b>Surgelamento rapido</b><br>Output-Shock freezing<br>+90°C / -18°C | <b>12 Kg.</b> |
| BAC000  | <b>BASIC TRAY 05</b>  |   |               |  |               |
| BAC010  | <b>BASIC TRAY 05 REM</b>  |   |               |  |               |
| PB5202  | <b>Unità condensatrice per versione remota REM / Condensing unit for REM remote version</b> |   |               |  |               |
| PB5102  | <b>Supplemento condensazione ad acqua / Water condensation extra charge</b>                 |   |               |  |               |
|   |   | <b>Tipo/Type</b>  | <b>Nr°</b>    | <b>Passo/Pitch</b>   |               |
| Capacità vassoi o teglie GN 1/1 - EN 60x40<br>GN 1/1 - EN 60x40 tray or baking pan capacity |   |   | 5<br>6<br>9   | 70 mm<br>52,5 mm<br>35 mm  |               |
| Capacità vaschette gelato / griglie<br>Ice-cream container / wire-shelf capacity            |   |   | 6<br>2        |  |               |
| Tensione / Voltage  |   | 230V - 50 Hz  |               |  |               |
| Potenza frig. / Refrig. power - Evap. -25°C / Cond. 55°C                                    |   | 629 W   |               |  |               |
| Potenza assorbita / Absorbed power  |   | 750 W / 4 A   |               |  |               |
| Gas   |   | R452A   |               |  |               |
| Dimensioni esterne / External dimensions L x P x H  |   | 760 x 706 x 857 mm  |               |  |               |
| Dimensioni imballo / Packing dimensions L x P x H   |   | 840 x 882 x 1045 mm   |               |  |               |
| Peso N / L - N / G weight - Kg.   |   | 108 / 120   |               |  |               |

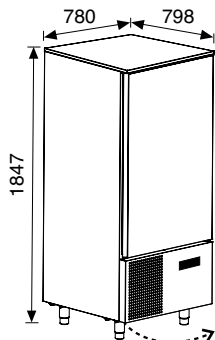
**BASIC TRAY**

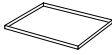



|   |   |  |               |  |               |
|---|---|--|---------------|--|---------------|
| <b>Codice</b><br>Code   | <b>Modello</b><br>Model   | <b>Abbattimento rapido</b><br>Output-Blast chilling<br>+90°C / +3°C                | <b>24 Kg.</b> | <b>Surgelamento rapido</b><br>Output-Shock freezing<br>+90°C / -18°C | <b>16 Kg.</b> |
| BAD000  | <b>BASIC TRAY 07</b>  |  |               |  |               |
| BAD010  | <b>BASIC TRAY 07 REM</b>  |  |               |  |               |
| PB5203  | <b>Unità condensatrice per versione remota REM / Condensing unit for REM remote version</b> |  |               |  |               |
| PB5103  | <b>Supplemento condensazione ad acqua / Water condensation extra charge</b>                 |  |               |  |               |
|   |   | <b>Tipo/Type</b>   | <b>Nr°</b>    | <b>Passo/Pitch</b>   |               |
| Capacità vassoi o teglie GN 1/1 - EN 60x40<br>GN 1/1 - EN 60x40 tray or baking pan capacity |   |  | 7             | 70 mm  |               |
|   |   |  | 9             | 52,5 mm  |               |
|   |   |  | 13            | 35 mm  |               |
| Capacità vaschette gelato / griglie<br>Ice-cream container / wire-shelf capacity            |   |  | 9             |  |               |
|   |   |  | 3             |  |               |
| Tensione / Voltage  |   | 230V - 50 Hz   |               |  |               |
| Potenza frig./ Refrig. power - Evap. -25°C / Cond. 55°C                                     |   | 960 W  |               |  |               |
| Potenza assorbita / Absorbed power  |   | 1200 W / 7 A   |               |  |               |
| Gas   |   | R452A  |               |  |               |
| Dimensioni esterne / External dimensions L x P x H  |   | 780 x 798 x 1127 mm  |               |  |               |
| Dimensioni imballo / Packing dimensions L x P x H   |   | 840 x 882 x 1304 mm  |               |  |               |
| Peso N / L - N / G weight - Kg.   |   | 148 / 160  |               |  |               |



|   |   |  |               |  |               |
|---|---|--|---------------|--|---------------|
| <b>Codice</b><br>Code   | <b>Modello</b><br>Model   | <b>Abbattimento rapido</b><br>Output-Blast chilling<br>+90°C / +3°C                  | <b>33 Kg.</b> | <b>Surgelamento rapido</b><br>Output-Shock freezing<br>+90°C / -18°C | <b>23 Kg.</b> |
| BAE000  | <b>BASIC TRAY 10</b>  |  |               |  |               |
| BAE010  | <b>BASIC TRAY 10 REM</b>  |  |               |  |               |
| PB5204  | <b>Unità condensatrice per versione remota REM / Condensing unit for REM remote version</b> |  |               |  |               |
| PB5104  | <b>Supplemento condensazione ad acqua / Water condensation extra charge</b>                 |  |               |  |               |
|   |   | <b>Tipo/Type</b>   | <b>Nr°</b>    | <b>Passo/Pitch</b>   |               |
| Capacità vassoi o teglie GN 1/1 - EN 60x40<br>GN 1/1 - EN 60x40 tray or baking pan capacity |   |  | 10            | 70 mm  |               |
|   |   |  | 12            | 52,5 mm  |               |
|   |   |  | 19            | 35 mm  |               |
| Capacità vaschette gelato / griglie<br>Ice-cream container / wire-shelf capacity            |   |  | 12            |  |               |
|   |   |  | 4             |  |               |
| Tensione / Voltage  |   | 230V - 50 Hz   |               |  |               |
| Potenza frig./ Refrig. power - Evap. -25°C / Cond. 55°C                                     |   | 1400 W   |               |  |               |
| Potenza assorbita / Absorbed power  |   | 2000 W / 10 A  |               |  |               |
| Gas   |   | R452A  |               |  |               |
| Dimensioni esterne / External dimensions L x P x H  |   | 780 x 798 x 1467 mm  |               |  |               |
| Dimensioni imballo / Packing dimensions L x P x H   |   | 840 x 882 x 1644 mm  |               |  |               |
| Peso N / L - N / G weight - Kg.   |   | 172 / 184  |               |  |               |



|   |   |  |               |  |               |
|---|---|--|---------------|--|---------------|
| <b>Codice</b><br>Code   | <b>Modello</b><br>Model   | <b>Abbattimento rapido</b><br>Output-Blast chilling<br>+90°C / +3°C                  | <b>50 Kg.</b> | <b>Surgelamento rapido</b><br>Output-Shock freezing<br>+90°C / -18°C | <b>35 Kg.</b> |
| BAF000  | <b>BASIC TRAY 15</b>  |  |               |  |               |
| BAF010  | <b>BASIC TRAY 15 REM</b>  |  |               |  |               |
| PB5205  | <b>Unità condensatrice per versione remota REM / Condensing unit for REM remote version</b> |  |               |  |               |
| PB5105  | <b>Supplemento condensazione ad acqua / Water condensation extra charge</b>                 |  |               |  |               |
|   |   | <b>Tipo/Type</b>   | <b>Nr°</b>    | <b>Passo/Pitch</b>   |               |
| Capacità vassoi o teglie GN 1/1 - EN 60x40<br>GN 1/1 - EN 60x40 tray or baking pan capacity |   |  | 15            | 70 mm  |               |
|   |   |  | 20            | 52,5 mm  |               |
|   |   |  | 30            | 35 mm  |               |
| Capacità vaschette gelato / griglie<br>Ice-cream container / wire-shelf capacity            |   |  | 18            |  |               |
|   |   |  | 6             |  |               |
| Tensione / Voltage  |   | 400V/3N/50Hz   |               |  |               |
| Potenza frig./ Refrig. power - Evap. -25°C / Cond. 55°C                                     |   | 2700 W   |               |  |               |
| Potenza assorbita / Absorbed power  |   | 3300 W / 6 A   |               |  |               |
| Gas   |   | R452A  |               |  |               |
| Dimensioni esterne / External dimensions L x P x H  |   | 780 x 798 x 1847 mm  |               |  |               |
| Dimensioni imballo / Packing dimensions L x P x H   |   | 840 x 882 x 2024 mm  |               |  |               |
| Peso N / L - N / G weight - Kg.   |   | 216 / 228  |               |  |               |