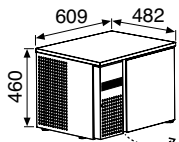
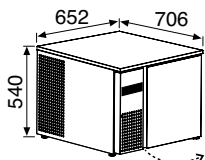


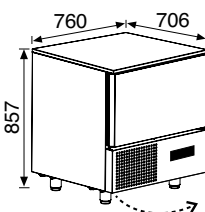
BASIC TRAY



Codice Code	Modello Model	Abbattimento rapido Output-Blast chilling +90°C / +3°C	7 Kg.	Surgelamento rapido Output-Shock freezing +90°C / -18°C	5 Kg.
BAA000	BASIC TRAY MINI				
		Tipo/Type	Nr°	Passo/Pitch	
Capacità vassoi o teglie GN 2/3 GN 2/3 tray or baking pan capacity			3	53 mm	
Capacità vaschette gelato Ice-cream container capacity			2		
Tensione / Voltage		230V - 50 Hz			
Potenza frig. / Refrig. power - Evap. -25°C / Cond. 55°C		396 W			
Potenza assorbita / Absorbed power		569 W / 3,5 A			
Gas		R290			
Dimensioni esterne / External dimensions L x P x H		609 x 482 x 460 mm			
Dimensioni imballo / Packing dimensions L x P x H		669 x 542 x 651 mm			
Peso N / L - N / G weight - Kg.		35 / 39			

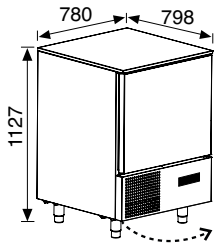


Codice Code	Modello Model	Abbattimento rapido Output-Blast chilling +90°C / +3°C	10 Kg.	Surgelamento rapido Output-Shock freezing +90°C / -18°C	7 Kg.
BAB000	BASIC TRAY 04				
		Tipo/Type	Nr°	Passo/Pitch	
Capacità vassoi o teglie GN 1/1 GN 1/1 tray or baking pan capacity			4 5 7	70 mm 52,5 mm 35 mm	
Capacità vaschette gelato / griglie Ice-cream container / wire-shelf capacity			4 1		
Tensione / Voltage		230V - 50 Hz			
Potenza frig. / Refrig. power - Evap. -25°C / Cond. 55°C		427 W			
Potenza assorbita / Absorbed power		569 W / 3,5 A			
Gas		R452A			
Dimensioni esterne / External dimensions L x P x H		652 x 706 x 540 mm			
Dimensioni imballo / Packing dimensions L x P x H		712 x 766 x 731 mm			
Peso N / L - N / G weight - Kg.		49 / 60			

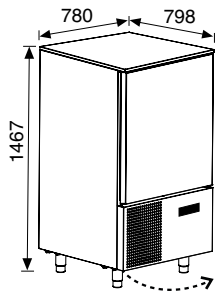


Codice Code	Modello Model	Abbattimento rapido Output-Blast chilling +90°C / +3°C	16 Kg.	Surgelamento rapido Output-Shock freezing +90°C / -18°C	12 Kg.
BAC000	BASIC TRAY 05				
BAC010	BASIC TRAY 05 REM				
PB5202	Unità condensatrice per versione remota REM / Condensing unit for REM remote version				
PB5102	Supplemento condensazione ad acqua / Water condensation extra charge				
		Tipo/Type	Nr°	Passo/Pitch	
Capacità vassoi o teglie GN 1/1 - EN 60x40 GN 1/1 - EN 60x40 tray or baking pan capacity			5 6 9	70 mm 52,5 mm 35 mm	
Capacità vaschette gelato / griglie Ice-cream container / wire-shelf capacity			6 2		
Tensione / Voltage		230V - 50 Hz			
Potenza frig. / Refrig. power - Evap. -25°C / Cond. 55°C		629 W			
Potenza assorbita / Absorbed power		750 W / 4 A			
Gas		R452A			
Dimensioni esterne / External dimensions L x P x H		760 x 706 x 857 mm			
Dimensioni imballo / Packing dimensions L x P x H		840 x 882 x 1045 mm			
Peso N / L - N / G weight - Kg.		108 / 120			

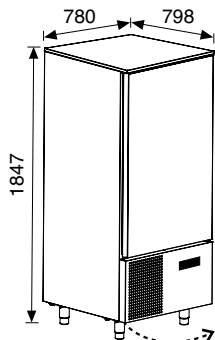
BASIC TRAY



Codice Code	Modello Model	Abbattimento rapido Output-Blast chilling +90°C / +3°C	24 Kg.	Surgelamento rapido Output-Shock freezing +90°C / -18°C	16 Kg.
BAD000	BASIC TRAY 07				
BAD010	BASIC TRAY 07 REM				
PB5203	Unità condensatrice per versione remota REM / Condensing unit for REM remote version				
PB5103	Supplemento condensazione ad acqua / Water condensation extra charge				
		Tipo/Type	Nr°	Passo/Pitch	
Capacità vassoi o teglie GN 1/1 - EN 60x40 GN 1/1 - EN 60x40 tray or baking pan capacity			7	70 mm	
			9	52,5 mm	
			13	35 mm	
Capacità vaschette gelato / griglie Ice-cream container / wire-shelf capacity			9		
			3		
Tensione / Voltage		230V - 50 Hz			
Potenza frig./ Refrig. power - Evap. -25°C / Cond. 55°C		960 W			
Potenza assorbita / Absorbed power		1200 W / 7 A			
Gas		R452A			
Dimensioni esterne / External dimensions L x P x H		780 x 798 x 1127 mm			
Dimensioni imballo / Packing dimensions L x P x H		840 x 882 x 1304 mm			
Peso N / L - N / G weight - Kg.		148 / 160			



Codice Code	Modello Model	Abbattimento rapido Output-Blast chilling +90°C / +3°C	33 Kg.	Surgelamento rapido Output-Shock freezing +90°C / -18°C	23 Kg.
BAE000	BASIC TRAY 10				
BAE010	BASIC TRAY 10 REM				
PB5204	Unità condensatrice per versione remota REM / Condensing unit for REM remote version				
PB5104	Supplemento condensazione ad acqua / Water condensation extra charge				
		Tipo/Type	Nr°	Passo/Pitch	
Capacità vassoi o teglie GN 1/1 - EN 60x40 GN 1/1 - EN 60x40 tray or baking pan capacity			10	70 mm	
			12	52,5 mm	
			19	35 mm	
Capacità vaschette gelato / griglie Ice-cream container / wire-shelf capacity			12		
			4		
Tensione / Voltage		230V - 50 Hz			
Potenza frig./ Refrig. power - Evap. -25°C / Cond. 55°C		1400 W			
Potenza assorbita / Absorbed power		2000 W / 10 A			
Gas		R452A			
Dimensioni esterne / External dimensions L x P x H		780 x 798 x 1467 mm			
Dimensioni imballo / Packing dimensions L x P x H		840 x 882 x 1644 mm			
Peso N / L - N / G weight - Kg.		172 / 184			



Codice Code	Modello Model	Abbattimento rapido Output-Blast chilling +90°C / +3°C	50 Kg.	Surgelamento rapido Output-Shock freezing +90°C / -18°C	35 Kg.
BAF000	BASIC TRAY 15				
BAF010	BASIC TRAY 15 REM				
PB5205	Unità condensatrice per versione remota REM / Condensing unit for REM remote version				
PB5105	Supplemento condensazione ad acqua / Water condensation extra charge				
		Tipo/Type	Nr°	Passo/Pitch	
Capacità vassoi o teglie GN 1/1 - EN 60x40 GN 1/1 - EN 60x40 tray or baking pan capacity			15	70 mm	
			20	52,5 mm	
			30	35 mm	
Capacità vaschette gelato / griglie Ice-cream container / wire-shelf capacity			18		
			6		
Tensione / Voltage		400V/3N/50Hz			
Potenza frig./ Refrig. power - Evap. -25°C / Cond. 55°C		2700 W			
Potenza assorbita / Absorbed power		3300 W / 6 A			
Gas		R452A			
Dimensioni esterne / External dimensions L x P x H		780 x 798 x 1847 mm			
Dimensioni imballo / Packing dimensions L x P x H		840 x 882 x 2024 mm			
Peso N / L - N / G weight - Kg.		216 / 228			